

# BLUE STAR

## Power Systems Inc.

### Diesel Product Line

208-600 Volt

JD250-02

60 Hz / 1800 RPM

250 kWe / 250 kWe

Standby / Prime

### Ratings

	240V	208V	240V	480V	600V
<b>Phase</b>	1	3	3	3	3
<b>PF</b>	1.0	0.8	0.8	0.8	0.8
<b>Hz</b>	60	60	60	60	60
<b>Generator Model</b>	572RSL4027	432CSL6210	432CSL6210	432CSL6210	432PSL6246
<b>Connection</b>	12 LEAD ZIG-ZAG	12 LEAD WYE	12 LEAD DELTA	12 LEAD WYE	4 LEAD WYE
<b>Standby</b>					
<b>kWe</b>	250	250	250	250	250
<b>AMPS</b>	1042	868	753	376	301
<b>Temp Rise</b>	105°C / 40°C	105°C / 40°C	105°C / 40°C	105°C / 40°C	105°C / 40°C
<b>Prime [Only Available For Mobile Applications]</b>					
<b>kWe</b>	250	250	250	250	250
<b>AMPS</b>	1042	868	753	376	301
<b>Temp Rise</b>	105°C / 40°C	105°C / 40°C	105°C / 40°C	105°C / 40°C	105°C / 40°C

### Standard Equipment

- |   |  |   |
|---|--|---|
| <p><b>Engine</b></p> <ul style="list-style-type: none"> <li>▶ Radiator Cooled Unit Mounted (50°C)</li> <li>▶ Blower Fan &amp; Fan Drive</li> <li>▶ Starter &amp; Alternator</li> <li>▶ Oil Pump &amp; Filter</li> <li>▶ Oil Drain Extension w/Valve</li> <li>▶ Governor - Electronic Isochronous</li> <li>▶ 12V Battery System &amp; Cables</li> <li>▶ Air Cleaner (Dry Single Stage)</li> <li>▶ Flexible Fuel Connector</li> <li>▶ EPA Certified - Tier 3</li> </ul> <p><b>Listing Certifications</b></p> <ul style="list-style-type: none"> <li>▶ UL 2200 Listed</li> <li>▶ cUL Listed</li> <li>▶ CSA Certified</li> <li>▶ Seismic Certified to IBC 2012</li> </ul> | <p><b>Generator</b></p> <ul style="list-style-type: none"> <li>▶ Brushless Single Bearing</li> <li>▶ Automatic Voltage Regulator</li> <li>▶ ± 1% Voltage Regulation</li> <li>▶ 4 Pole, Rotating Field</li> <li>▶ 105°C Standby Temperature Rise</li> <li>▶ 105°C Prime Temperature Rise</li> <li>▶ 100% of Rated Load - One Step</li> <li>▶ 5% Maximum Harmonic Content</li> <li>▶ NEMA MG 1, IEEE and ANSI Standards Compliance for Temperature Rise</li> </ul> | <p><b>Additional</b></p> <ul style="list-style-type: none"> <li>▶ Microprocessor Based Digital Control</li> <li>▶ Interface Connection Box</li> <li>▶ Control Panel Mounted in NEMA 12 Enclosure</li> <li>▶ Base - Formed Steel</li> <li>▶ Main Line Circuit Breaker Mounted &amp; Wired</li> <li>▶ Critical Grade Silencer Mounted</li> <li>▶ Battery Charger 12V 6 Amp</li> <li>▶ Jacket Water Heater -20°F 2500W 240V w/Isolation Valves</li> <li>▶ Vibration Isolation Mounts</li> <li>▶ Radiator Duct Flange (OPU Only)</li> <li>▶ Single Source Supplier</li> <li>▶ 2YR / 2000HR Standby Warranty</li> <li>▶ 1YR / 1500HR Prime Warranty</li> <li>▶ Standard Colors - White / Tan / Gray</li> </ul> |
|---|--|---|

## Application Data

Engine			
Manufacturer:	John Deere	Displacement - Cu. In. (lit):	549 (9.00)
Model:	6090HF484	Bore - in. (cm) x Stroke - in. (cm):	4.66 (11.8) x 5.35 (13.6)
Type:	4-Cycle	Compression Ratio:	16.0:1
Aspiration:	Turbo Charged, CAC	Rated RPM:	1800
Cylinder Arrangement:	6 Cylinder Inline	Max HP Stby (kWm):	422 (315)

Exhaust System	Standby	Prime
Gas Temp. (Stack): °F (°C)	1,180 (638)	1,180 (638)
Gas Volume at Stack Temp: CFM (m³/min)	2,085 (59.0)	2,067 (58.5)
Maximum Allowable Exhaust Restriction: in. H <sub>2</sub> O (kPa)	30.0 (7.50)	30.0 (7.50)
Cooling System		
Ambient Capacity of Radiator: °F (°C)	122 (50.0)	122 (50.0)
Maximum Allowable Static Pressure on Rad. Exhaust: in. H <sub>2</sub> O (kPa)	0.50 (0.12)	0.50 (0.12)
Water Pump Flow Rate: GPM (lit/min)	74.0 (280)	74.0 (280)
Heat Rejection to Coolant: BTUM (kW)	5,943 (104)	5,371 (94)
Heat Rejection to CAC: BTUM (kW)	5,029 (88.0)	4,943 (86.5)
Heat Radiated to Ambient: BTUM (kW)	2,312 (40.5)	2,312 (40.5)
Air Requirements		
Aspirating: CFM (m³/min)	901 (25.5)	901 (25.5)
Air Flow Required for Rad. Cooled Unit: CFM (m³/min)	15,333 (434)	15,333 (434)
Air Flow Required for Heat Exchanger/Rem. Rad. CFM (m³/min)	Consult Factory For Remote Cooled Applications	
Fuel Consumption		
At 100% of Power Rating: gal/hr (lit/hr)	19.6 (74.3)	18.4 (69.9)
At 75% of Power Rating: gal/hr (lit/hr)	17.0 (64.2)	15.9 (60.2)
At 50% of Power Rating: gal/hr (lit/hr)	12.0 (45.4)	11.3 (42.7)
Fluids Capacity		
Total Oil System: gal (lit)	8.20 (31.0)	8.20 (31.0)
Engine Jacket Water Capacity: gal (lit)	4.25 (16.0)	4.25 (16.0)
System Coolant Capacity: gal (lit)	13.2 (50.0)	13.2 (50.0)

### Deration Factors

Rated Power is available up to 5,500 ft (1,677 m) at ambient temperatures to 122°F (50°C) standby and prime. Consult factory for site conditions above these parameters.

## DGC-2020 Control Panel

### Standard Features

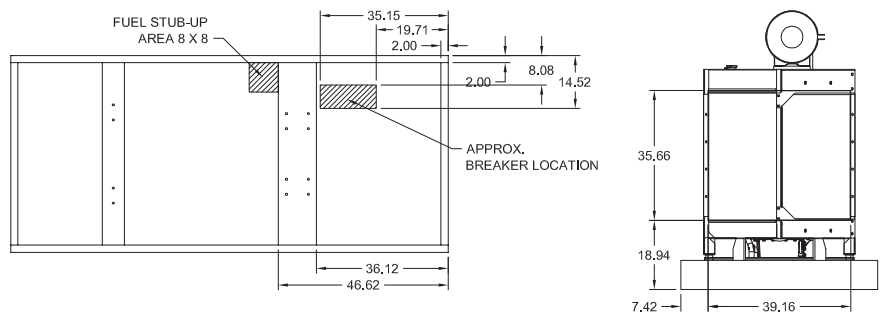
- ▶ Digital Metering
- ▶ Engine Parameters
- ▶ Generator Protection Functions
- ▶ Engine Protection
- ▶ CAN Bus ECU Communications
- ▶ Windows-Based Software
- ▶ Multilingual Capability
- ▶ Remote Communications to RDP-110 Remote Annunciator
- ▶ 16 Programmable Contact Inputs
- ▶ Up to 15 Contact Outputs (7 standard)
- ▶ UL Recognized, CSA Certified, CE Approved
- ▶ Event Recording
- ▶ IP 54 Front Panel Rating with Integrated Gasket
- ▶ NFPA 110 Level 1 Compatible



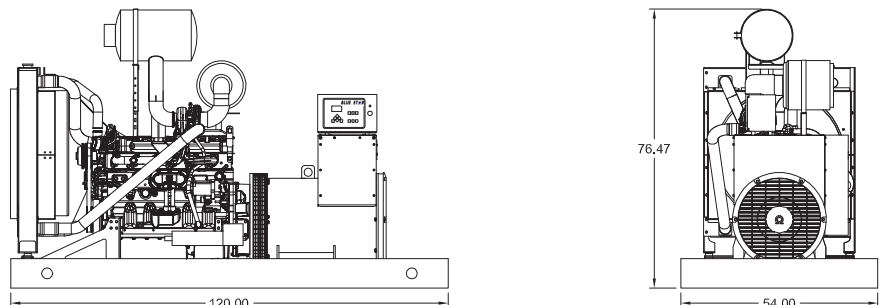
## Weights / Dimensions / Sound Data

	L x W x H	Weight lbs
<b>OPU</b>	120 x 54 x 76.47 in	4,850
<b>Level 1</b>	120 x 54 x 98 in	5,875
<b>Level 2</b>	120 x 54 x 98 in	5,950
<b>Level 3</b>	160 x 54 x 98 in	6,775

Please allow 6-12 inches for height of exhaust stack.



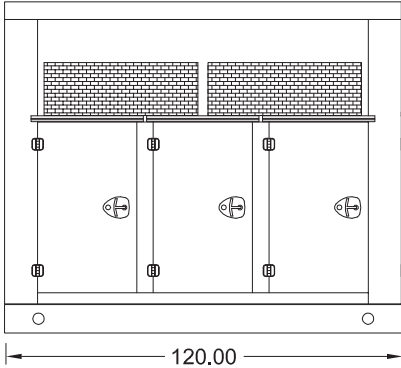
	No Load	Full Load
<b>OPU</b>	84 dBA	86 dBA
<b>Level 1</b>	80 dBA	82 dBA
<b>Level 2</b>	75 dBA	77 dBA
<b>Level 3</b>	69 dBA	71 dBA



Drawings based on standard open power 480 volt standby generator. Lengths may vary with other voltages. Subject to change without notice. Sound data as measured at 23 feet (7 meters) in accordance with ISO 8528-10 at standby rating.

## Enclosures (LEGACY)

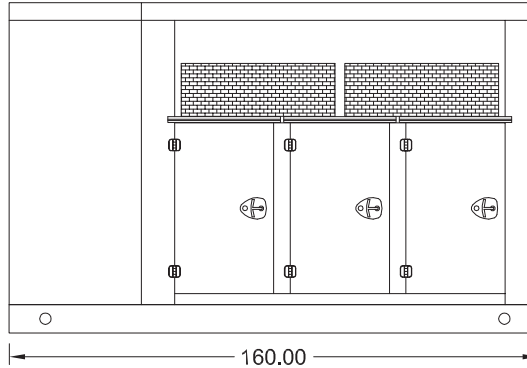
Level 1 & 2 | Side View (Weather Proof)



All enclosures are 150 MPH Wind Rated.

Level 2 & 3 enclosures include sound attenuation foam.

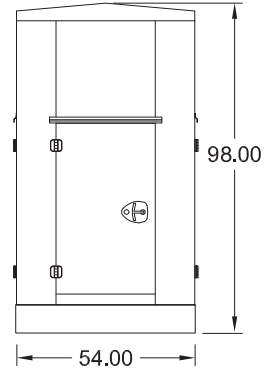
Level 3 | Side View (Sound Attenuated)



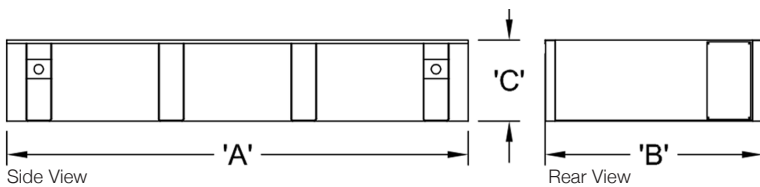
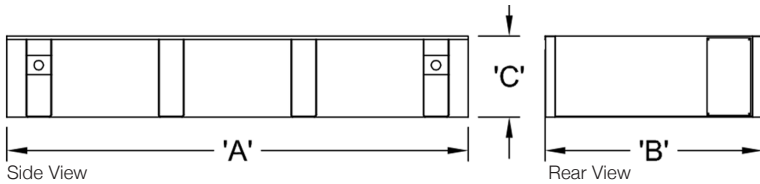
Level 3 enclosure includes frontal sound & exhaust hood.

\*Enclosure height does not include exhaust stack.

Level 1, 2 & 3 | Rear View



## Double Wall UL 142 Listed Fuel Tanks



	OPU / Level 1 / Level 2		
	24 Hour 540 Gallon	48 Hour 1080 Gallon	72 Hour 1620 Gallon
<b>A</b>	120.00	185.00	264.00
<b>B</b>	54.00	54.00	54.00
<b>C</b>	28.00	36.00	36.00

	Level 3		
	24 Hour 540 Gallon	48 Hour 1080 Gallon	72 Hour 1620 Gallon
<b>A</b>	160.00	186.00	264.00
<b>B</b>	54.00	54.00	54.00
<b>C</b>	24.00	36.00	36.00

All specification sheet dimensions are represented in inches.  
 All enclosures and fuel tanks are based on the standard standby unit configuration. Any deviation can change dimensions.  
 Materials and specifications subject to change without notice.

American Owned



American Made

Distributed By:

**Blue Star Power Systems, Inc.**

52146 Ember Road

Lake Crystal, Minnesota 56055

Phone + 1 507 726 2508

bluestarps.com

quote.bluestarps.com

sales@bluestarps.com